XL-324SURSYGW

技术数据表 Technical Data Sheet

F3红普绿长脚无极雾状

模型图仅供参考

特点（characteristic）：

* 外观尺寸（L/W/H）:F3/3.8*3.0*5.3*28mm

Appearance dimension (L/W/H): F3/3.8*3.0*5.3*28mm

* 发光颜色及胶体: 高亮度红普绿双色/雾状胶体

Luminous color and colloid: high brightness red and yellow green / vaporific colloid

* 环保产品，符合ROHS要求

Environmental protection products meet ROHS requirements

* 湿气敏感性等级（MSL）:2级

Moisture sensitivity level（MSL） : 2 levels

* EIA规范标准包装

EIA standard packaging

* 使用寿命长

Long operating life

* 降低维护成本

Reduced maintenance costs

* 高能效、启动快

High energy efficiency, fast startup

* 低电压直流驱动

Low voltage DC drive

应用领域（product application）：

* 背光模组应用

Backlight module application;

* 汽车内饰应用

Automotive Interior Applications;

* 信号指示应用

Signal indication application;

* 智能家居应用

Smart Home Applications ;

* 一般照明应用

General lighting applications

目录
Catalogue

电性参数
Electrical Characteristics.....3

典型特性曲线
Typical Characteristic Curves.....5

可靠性实验
Reliability Test Items And Conditions.....6

外形尺寸
Outline Dimensions.....7

包装
Packaging.....8

使用注意事项
Precautions.....9

电性参数

Electrical Characteristics

极限参数（Absolute Maximum Ratings）（Ta=25℃）

项目参数Parameter	符号 Symbol	红光 Red	普绿 YG	单位 Unit
最大功耗（Max Power Dissipation）	PD	50	50	mW
最大正向电流（Max Continuous Forward Current）	IF	20	20	mA
最大脉冲峰值电流（Peak Forward Current）	IFP	80	80	mA
工作环境（Operating Temperature Range）	TOPR	-20 ~ +85° C		℃
储存温度（Storage Temperature Range）	TSTR	-40 ~ +85° C		℃
焊接温度/时间 （Lead Soldering Temperature/Time）	TSOL	波峰焊（reflow soldering）：240° C，≦6s 手动焊（manual welding ）：300° C，3s 焊接点离胶体底部在2.0mm以上		

光电参数（Initial Electrical Optical Characteristics）（Ta=25℃）

项目参数 Parameter	符号 Symbol	颜色 color	最小值 Min.	一般值 Typ.	最大值 Max.	单位 Unit	测试条件 Test conditions
正向电压 （Forward Voltage）	VF	R	1.8	/	2.4	V	IF=20mA
		YG	1.8	/	2.4		
发光强度 （Luminous Intensity）	Iv	R	50	/	400	mcd	IF=20mA
		YG	100	/	500		
主波长 （Dominant Wave Length）	λd	R	625	/	645	nm	IF=20mA
		YG	560	/	575		
峰值波长 （Peak Wave Length）	λp	R	/	635	/	nm	IF=20mA
		YG	/	570	/		
发光角度 （Viewing Angle）	2θ1/2	R/YG	/	30	/	deg	IF=20mA
反向电流 （Reverse Current）	IR	R	/	/	≤10	μA	VR=5V
		YG	/	/	≤10		

注 ：光强偏差±10%；电压偏差±0.1V；(X,Y)坐标偏差±0.01；单色光波长偏差±1nm。
Note: the light intensity error is 10%; The pressure drop error is ±0.1V; ; (X,Y) coordinate deviation ±0.01 wavelength error ±1 nm.

亮度分档:
Brightness grading:

代码 Code	最小值 Min	最大值 Max	单位 Unit	测试条件 Test conditions
A1	50	100	mcd	IF=20mA
A2	100	200		
A3	200	300		
A4	300	400		
A5	400	500		

电压分档:
Voltage grading:

代码 Code	最小值 Min	最大值 Max	单位 Unit	测试条件 Test conditions
N12-7	1.8	2.0	V	IF=20mA
N12-8	2.0	2.2		
N12-9	2.2	2.4		

波长分档:
Wavelength grading:

代码 Code	最小值 Min	最大值 Max	单位 Unit	测试条件 Test conditions
HR03	625	630	nm	IF=20mA
HR04	630	635		
HR05	635	640		
HR06	640	645		
HYG01	560	562.5		
HYG02	562.5	565		
HYG03	565	567.5		
HYG04	567.5	570		
HYG05	570	572.5		
HYG06	572.5	575		

典型特性曲线

Typical Characteristics Curves

光谱分布曲线
Relative Spectral Distrbution

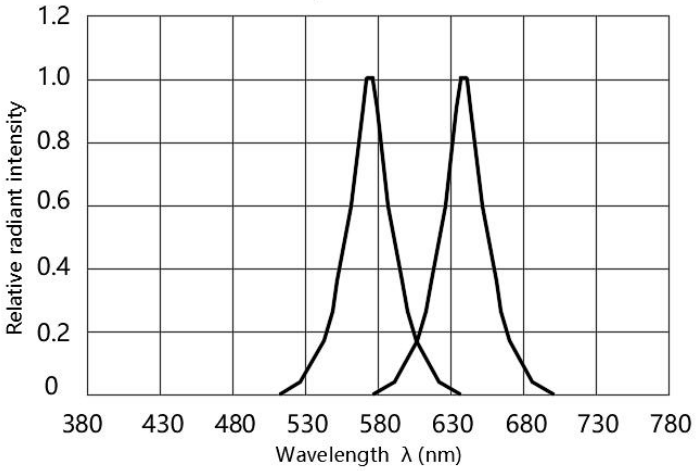

伏安特性
Volt ampere characteristic

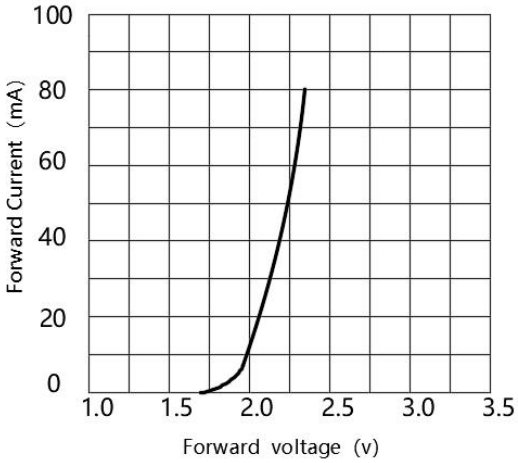

正向电流降额曲线
Forward current derating curve

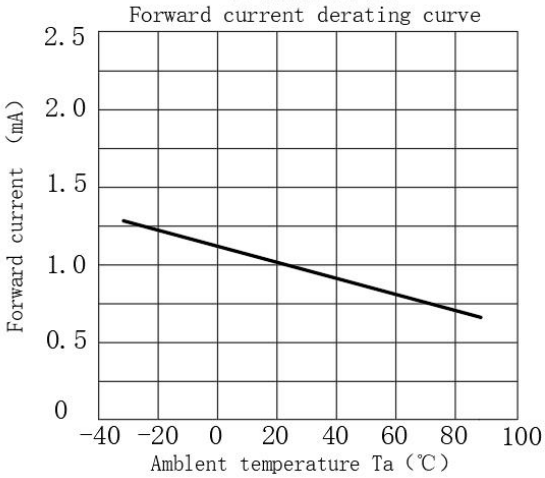

相对光强与正向电流特性
Relative Luminous VS Forward Current

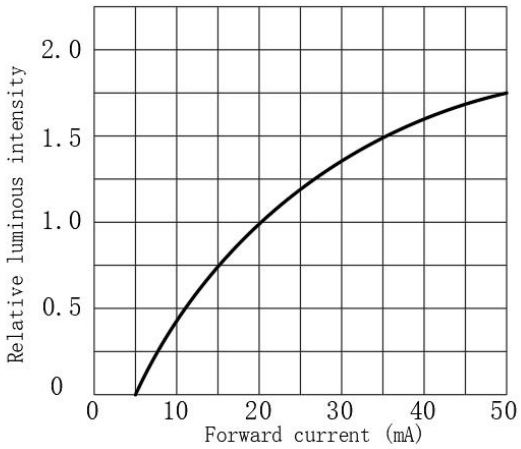

光强与环境温度曲线
Luminous Intensity VS Ambient Temperature

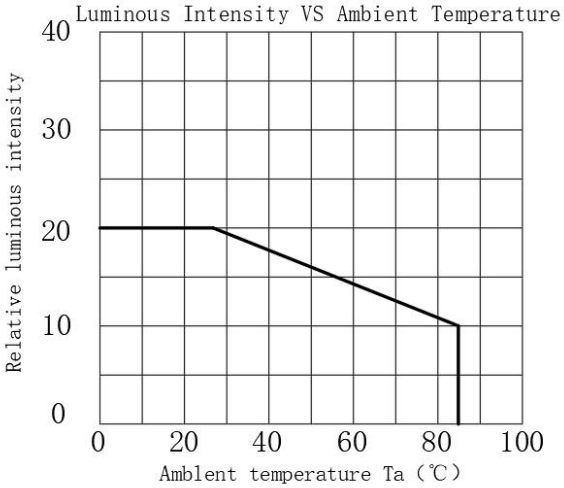

相对辐射强度与空间角度关系
Radiation diagram

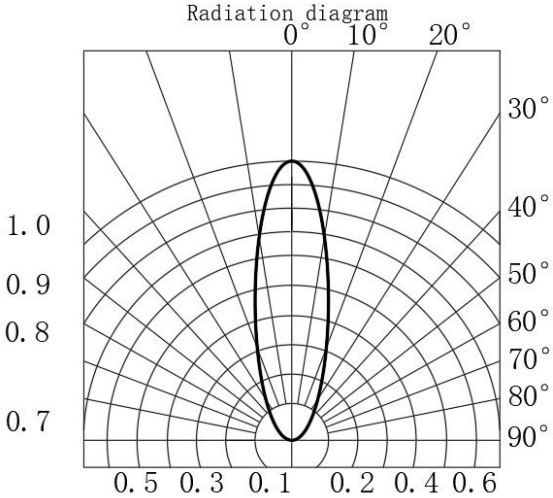

注：如无另外注明，测试环境温度为25±5℃/Note：If not otherwise indicated the test environment temp erature is 25±5℃

可靠性试验

Reliability Test Items And Conditions

类别 Class	测试项目 Test item	测试环境 Testing environment	测试时间 Testing time	数量 Qty	失效数量 Fail qty
耐久性测试 Endurance test	工作寿命 Working life	Ta=25℃±5℃, IF=20mA	1000hrs	22 PCS	0/1
	高温高湿实验 High temperature and high humidity experiment	Ta= 85±5℃, RH= 85～90%	1000hrs	22 PCS	0/1
	高温储存 High-temperature storage	环境温度Ta= 85±5℃	1000hrs	22 PCS	0/1
	低温储存 Low temperature storage	环境温度Ta= -40±5℃	1000hrs	22 PCS	0/1
环境测试 Environmental testing	冷热循环 Cold and hot cycle	100℃±5℃ ～ -40℃±5℃ 30mins 5mins 30mins	100 Circles	22 PCS	0/1
	冷热冲击 Hot and cold impact	105℃±5℃ ～ -45℃±5℃ 5mins 5mins	100 Circles	22 PCS	0/1
机械测试 Mechanical Test	耐焊接实验 Resistance to Soldering Heat	焊锡温度T.sol= 250 ± 5℃	2times	22 PCS	0/1
	引脚折弯实验 Lead Integrity	Load 2.5N(0.25kgf) 0° ~ 90° ~0°	3times	22 PCS	0/1

外形尺寸

Outline Dimension

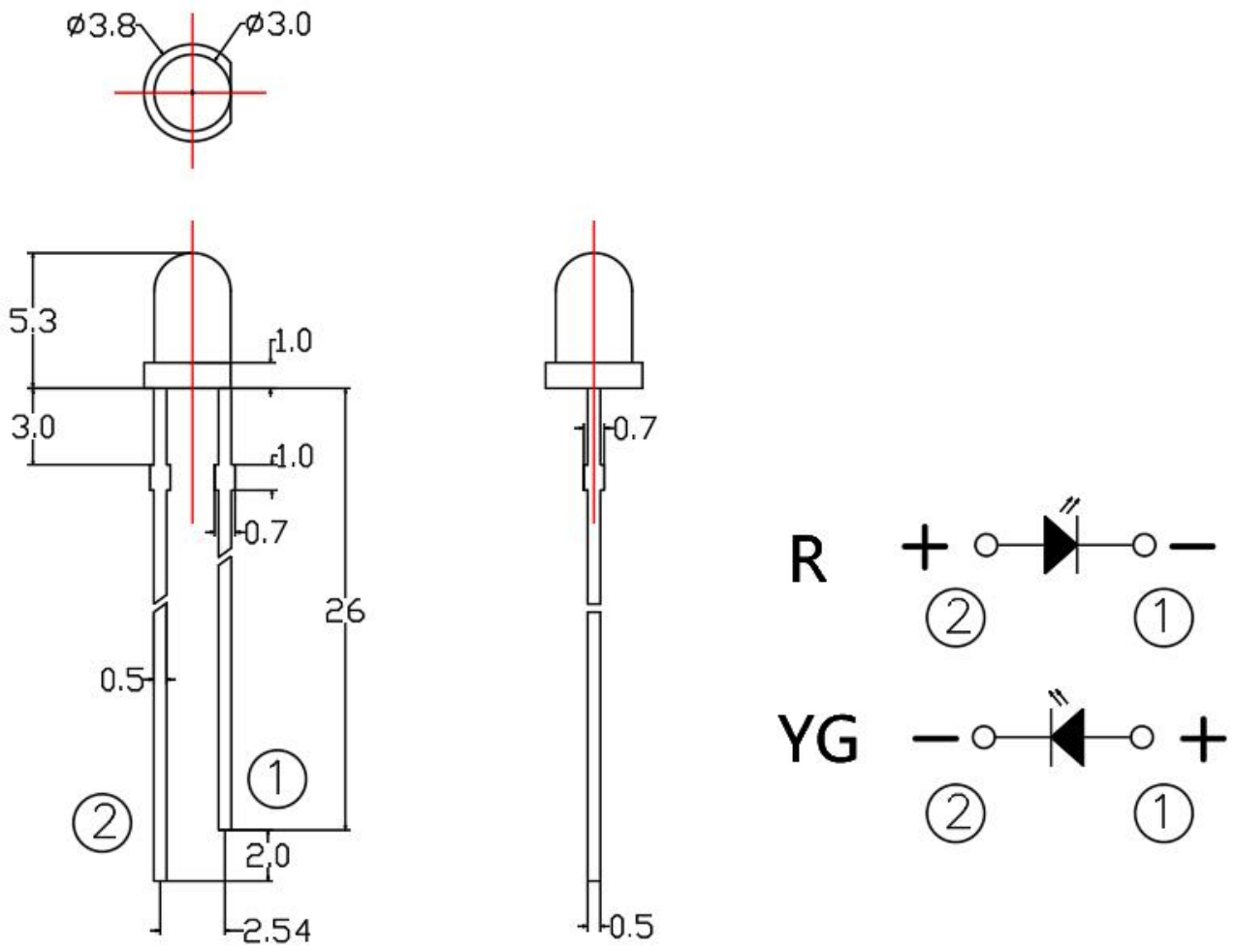

备注(Note)：

1. 标注尺寸单位为毫米
   Dimensions are in millimeters.
2. 除特别标注外，所有尺寸允许公差± 0.50mm .
   Tolerances unless mentioned are ± 0.50mm.

包装

Packaging

*袋装

In Bags

*防潮抗静电包装

Moisture Proof and Anti-Electrostatic Foil Bag

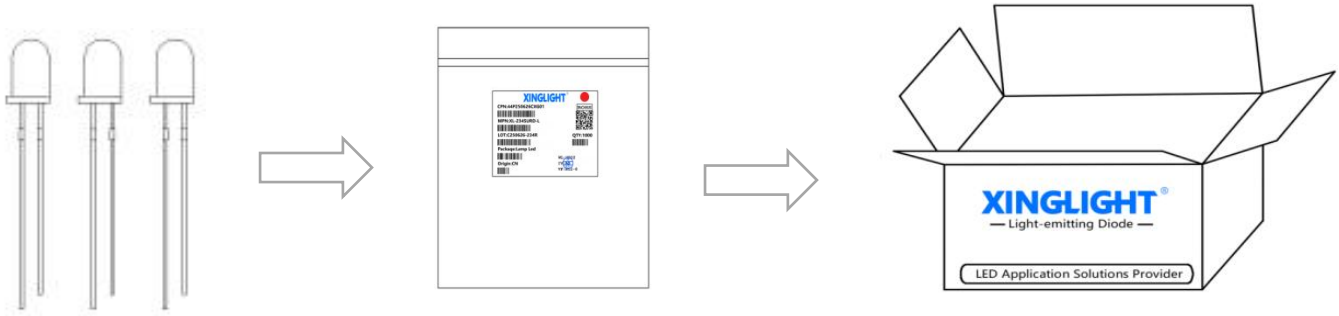

◇ 标签说明 Label Expantion

CPN：批号/档位　　LOT：日期/封装颜色

MPN：型号　　VF：电压代码

WL：波长代码　　IV：亮度代码

ORIGIN：产地　　QTY：数量

PACKAQE：封装

使用注意事项（1）

Precautions (1)

1. 应用 **APPLY**

此LED可使用于一些普通的电子设备，例如办公设备，通信设备、房屋装饰，若LED用在一些可靠性要求较高的情况下，如航空运输，交通控制及医辽器械时，一定需参考销售提供之资料进行使用。

This LED can be used in some ordinary electronic equipment, such as office equipment, communication equipment, house decoration, if LED is used in some high reliability requirements, such as air transportation, traffic control and medical liao equipment, must refer to the information provided by sales.

2. 储存 Keep in storage

贮存LED的环境，温度不超过30℃，相对湿度不超过70%。 建议LED在原包装箱里日期不超过三个月 进行使用，如果需加长贮存时间，建议放在干燥箱内，并加放干燥剂， 或者充入氮气。

Storage environment of LED with temperature not exceeding 30℃ and relative humidity not exceeding 70%.It is recommended that LDE be used in the original box for no more than three months. If longer storage time is required, put it in the drying box and add desiccant or filled with nitrogen.

3. 清洗 Clean

当用化学品清洗胶体时必须特别小心，因为有些化学品对胶体表面有损伤并引起褪色如三氯乙烯、丙、酮等。可用乙醇擦拭、浸渍，时间在常温下不超过3分钟。

Special care must be taken when cleaning colloids with chemicals, as some chemicals have damage to the colloidal surface and cause fading such as trichloroethylene, propylene, ketone, etc.It can be wiped and soaked with ethanol for no more than 3 minutes at room temperature.

4. 引脚配置 Feet assembly

（1）必需离胶体2毫米才能折弯支架。

It must be 2 mm from the colloid to bend the bracket.

（2）支架成形必须用夹具或由专业人员来完成。

Support forming must be done with fixtures or by a professional.

（3）支架成形必须在焊接前完成。

Support forming must be completed before welding.

（4）支架成形需保证引脚和间距与线路板上一致。

The pins and spacing are the same as on the circuit board.

（5）焊接必须在正常温度下进行，当LED正常焊接到PCB板上后，应尽量避免在LED引脚处施加机械压力。

Welding must be performed at normal temperature and when LED is normally welded to the PCB plate, avoid applying mechanical pressure at LED pins at a minimum.

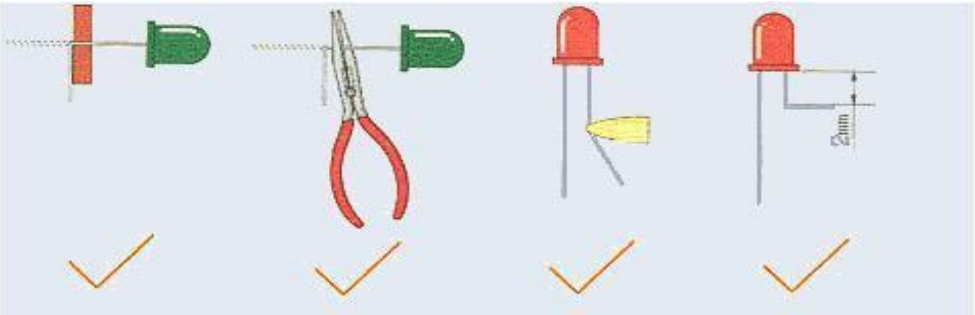

使用注意事项（2）

Precautions (2)

5. 焊接 Weld

当焊接时，必需在胶体底部2mm以下进行焊接，在焊接时，应尽力避免浸渍LED胶体，在刚焊接完后，应避免在引脚上加外力或者摇动LED胶体。

When welding, welding must be conducted below 2mm of colloid bottom. When welding, try to avoid soaking LED colloid. After welding, avoid adding external force on the pin or shaking LED colloid.

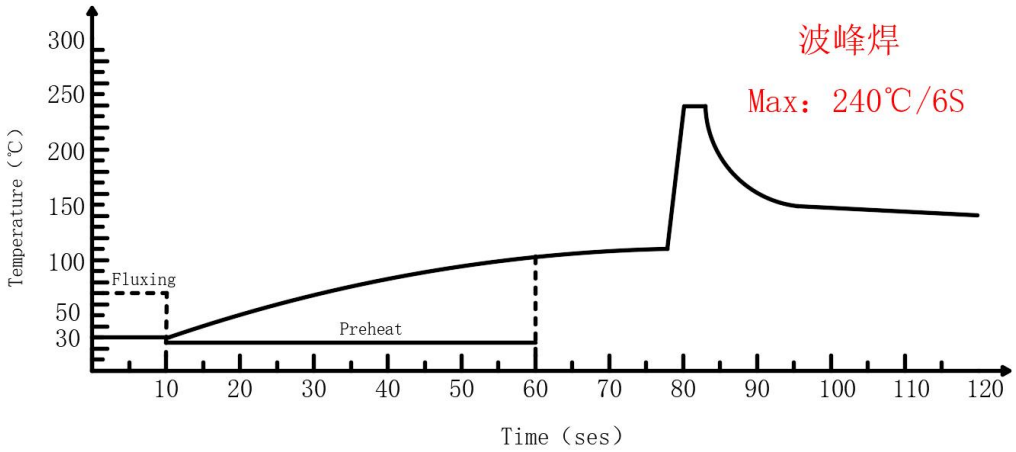

6. 驱动方式 Drive way

LED的当前驱动方式，若LED为多颗并联时，建议采用线路A，在每颗LED，处加一限流电阻，以保证LED之亮度一致。

In the current driving mode of LED, if LED is multiple in parallel, it is recommended to use line A and add a flow limit resistance to each LED to ensure the consistent brightness of LED.

Circuit model A

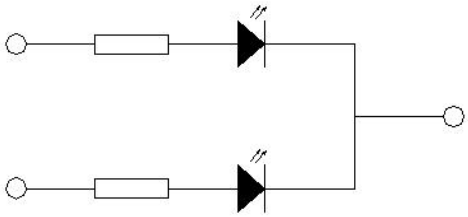

Circuit model B

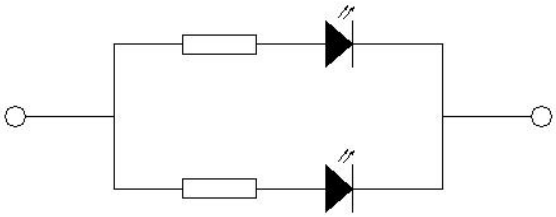

7. 静电防护 Electrostatic protection

静电和电流的急剧升高将会对LED产生损害，InGaN系列产品使用时请使用防静电装置，如防护带和手套注意：使用时人体放电模式HBM<1000V；机器放电模式<100V。

High increase of static electricity and current will damage LED. Use antistatic devices such as protective belts and gloves. Note: human discharge mode HBM <1000V; machine discharge mode <100V.

使用注意事项（3）

Precautions (3)

4、其他事项：

Others:

*直接用手拿取产品不但会污染封装树脂表面，也可能由于静电等因素导致产品性能的改变。过度的压力也可能直接影响封装内部的管芯和金线，因此请勿对产品施加过度压力，特别当产品处于高温状态下，例如 在回流焊接过程中。

*When handling the product, touching the encapsulant with bare hands will not only contaminate its surface, but also affect on its optical characteristics. Excessive force to the encapsulant might result in catastrophic failure of the LEDs due to die breakage or wire deformation. For this reason, please do not put excessive stress on LEDs, especially when the LEDs are heated such as during Reflow Soldering.



*LED 的环氧树脂封装部分相当脆弱，请勿用坚硬、尖锐的物体刮、擦封装树脂部分。在用镊子夹取的时候也应当小心注意。

*The epoxy resin of encapsulant is fragile, so please avoid scratch or friction over the epoxy resin surface. While handling the product with tweezers, do not hold by the epoxy resin, be careful.

5、眼睛保护忠告：

Safety Advice For Human Eyes

*LED 发光时，请勿直视发光光源，特别是对于一些光强较高的 LED，强光可能伤害你的眼睛。

*Viewing direct to the light emitting center of the LEDs, especially those of great Luminous Intensity, will cause great hazard to human eyes. Please be careful.

规格书如有修改，不另行通知
If there are any modifications to the specification sheet, no further notice will be given